

# 39310, 39311, 39312 Suit Reinforcements



**SP**  
Standard Panel

To assist hip abduction and back extension

**LP-X**  
Lumbar Panel Extended

To assist postural control

**HPL**  
Hip Panel (left side)

To assist hip control and abduction

**LP**  
Lumbar Panel

To assist postural control

**HPR**  
Hip Panel (right side)

To assist hip control and abduction

**MLL**  
Medial Leg left

To assist adduction and internal rotation

**LTPL**  
Lateral Trunk Panel

To assist correction of LEFT lateral flexion

**MLR**  
Medial Leg Right

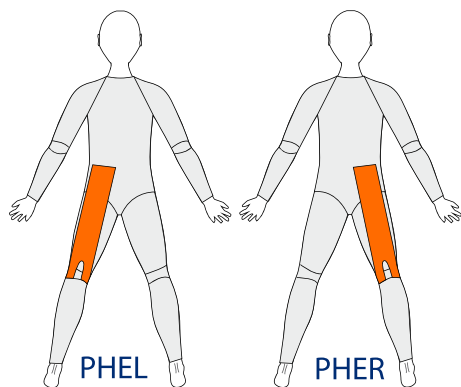
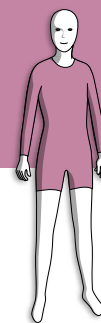
To assist adduction and internal rotation

**LTPR**  
Lateral Trunk Panel

To assist correction of RIGHT lateral flexion



Three reinforcements are included in the price. If the box for Standard Panel is ticked this will count as one, and another two can be added.



## PHE-L

Posterior Hip Extension Left

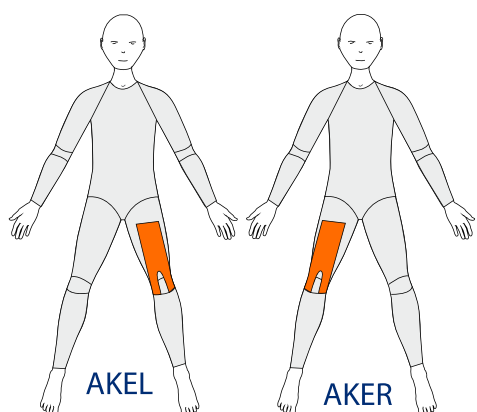
To assist hip extension on LEFT side

## PHE-R

Posterior Hip Extension Right

To assist hip extension on RIGHT side

Long Legs and  $\frac{3}{4}$  Legs only



## AKE-L

Anterior Knee Extension Left

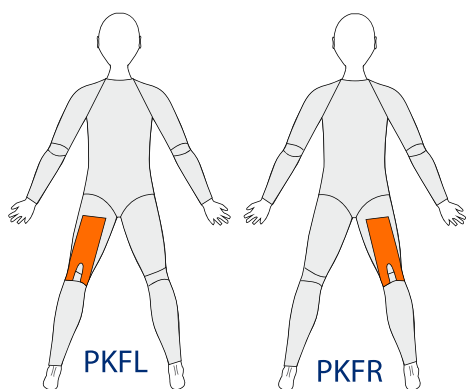
To assist knee extension on LEFT side

## AKE-R

Anterior Knee Extension Right

To assist knee extension on RIGHT side

Long Legs and  $\frac{3}{4}$  Legs only



## PKF-L

Posterior Knee Flexion Left

To assist knee flexion on LEFT side

## PKF-R

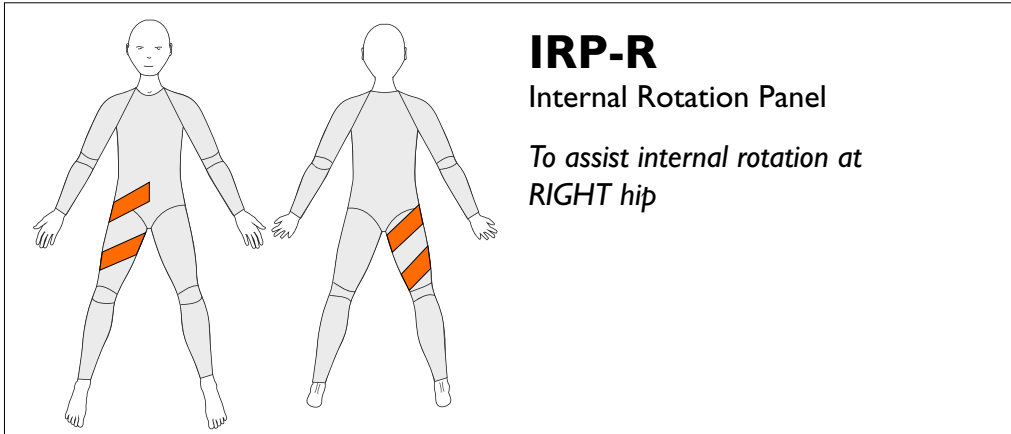
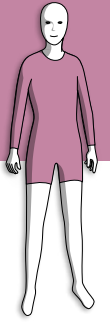
Posterior Knee Flexion Right

To assist knee flexion on RIGHT side

Long Legs and  $\frac{3}{4}$  Legs only

# 39310, 39311, 39312 Suit Reinforcements

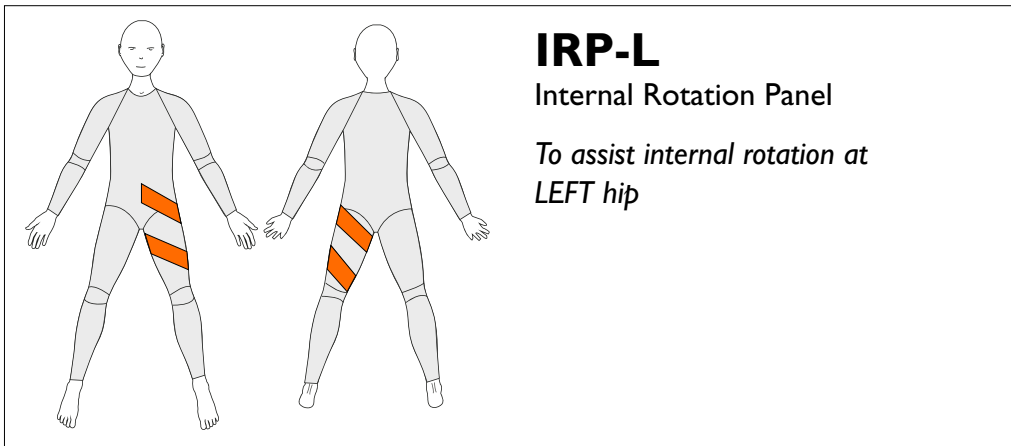
elements  
body



## IRP-R

Internal Rotation Panel

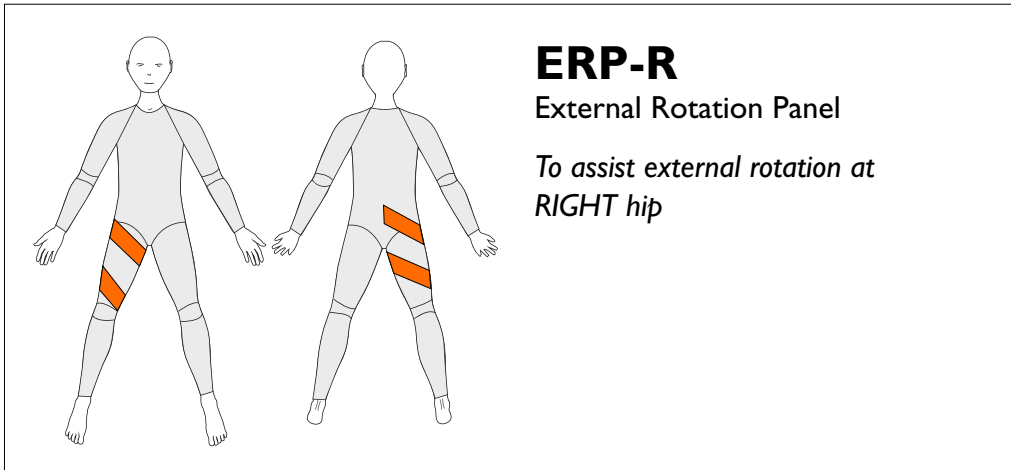
*To assist internal rotation at  
RIGHT hip*



## IRP-L

Internal Rotation Panel

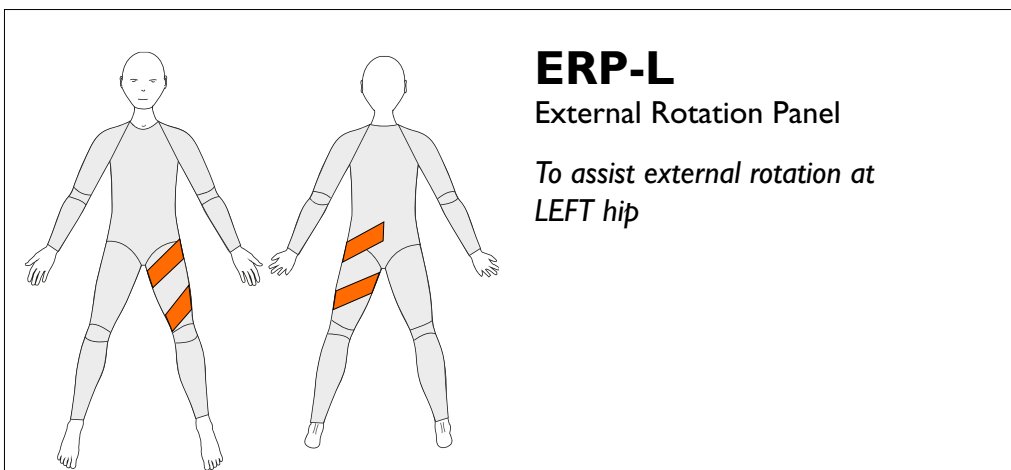
*To assist internal rotation at  
LEFT hip*



## ERP-R

External Rotation Panel

*To assist external rotation at  
RIGHT hip*



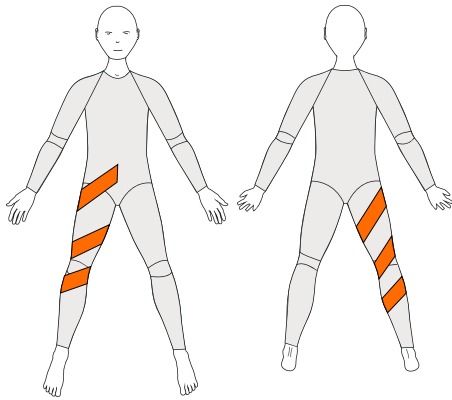
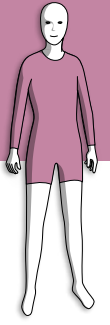
## ERP-L

External Rotation Panel

*To assist external rotation at  
LEFT hip*

# 39310, 39311, 39312 Suit Reinforcements

elements  
body

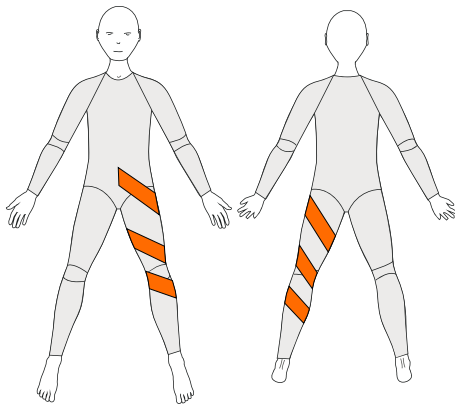


## IRPL-R

Long Internal Rotation Panel

To assist internal rotation at  
RIGHT hip

Only for Long Legs

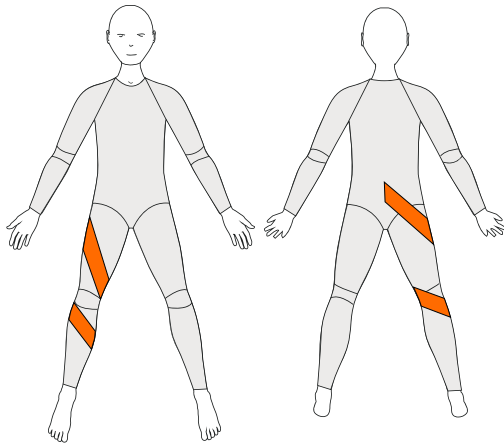


## IRPL-L

Long Internal Rotation Panel

To assist internal rotation at  
LEFT hip

Only for Long Legs

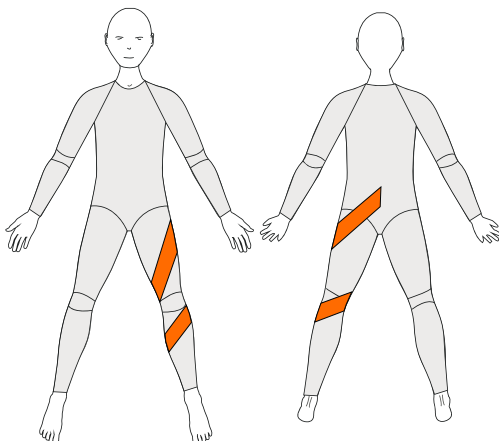


## ERPL-R

Long External Rotation Panel

To assist external rotation at  
RIGHT hip

Only for Long Legs



## ERPL-L

Long External Rotation Panel

To assist external rotation at  
LEFT hip

Only for Long Legs



# 39310, 39311, 39312 Suit Reinforcements

elements  
body



**PPP**  
Posterior Pelvic Panels  
*To assist anterior tilt*

**APP**  
Anterior Pelvic Panels  
*To assist posterior tilt*

**SBEL**  
Shoulder Back Extension Left  
*To assist retraction of the scapulae on the left side and extension of the back on the RIGHT side*

**SBER**  
Shoulder Back Extension Right  
*To assist retraction of the scapulae on the right side and extension of the back on the LEFT side*

**SPL**  
Scoliosis Panels Left  
*To assist correction of right thoracic and LEFT lumbar curves*

CENTER  
Right thoracic  
Left Lumbar

*Please ensure that the correct reinforcement is selected.*

**PBP**  
Posterior Back Panel  
*To assist extension of the trunk*

Model: Paediatric, Male  
Model: Female

**SPR**  
Scoliosis Panels Right  
*To assist correction of left thoracic and RIGHT lumbar curves*

CENTER  
Left thoracic  
Right Lumbar

*Please ensure that the correct reinforcement is selected.*

**AAP**  
Anterior Abdominal Panels  
*To assist posterior tilt*

**CAMP**  
SCANDINAVIA

Three reinforcements are included in the price. If the box for Standard Panel is ticked this will count as one, and another two can be added.

# 39310, 39311, 39312 Suit Reinforcements

elements  
body



**SPL-C3**  
Scoliosis Panels Left

To assist correction of *LEFT* C-curve and right trunk rotation

CENTER

**SPR-C3**  
Scoliosis Panels Right

To assist correction of *RIGHT* C-curve and left trunk rotation

CENTER

**SPL-C2**  
Scoliosis Panels Left

To assist correction of *LEFT* C-curve without right trunk rotation.

CENTER

**SPR-C2**  
Scoliosis Panels Right

To assist correction of *RIGHT* C-curve without left trunk rotation.

CENTER

**SPL-C1**  
Scoliosis Panels Left

To assist correction of *LEFT* C-curve with mild right trunk rotation

CENTER

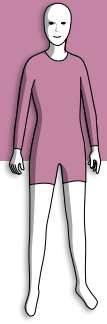
**SPR-C1**  
Scoliosis Panels Right

To assist correction of *RIGHT* C-curve with mild left trunk rotation

CENTER

# 39312 Suit Reinforcements

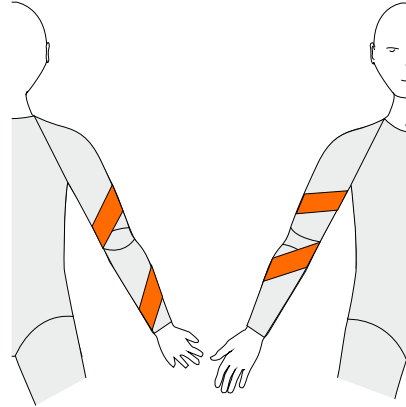
elements  
body



**AS-L**  
**Anterior**  
**Supination Left**

*To resist supination  
on left side*

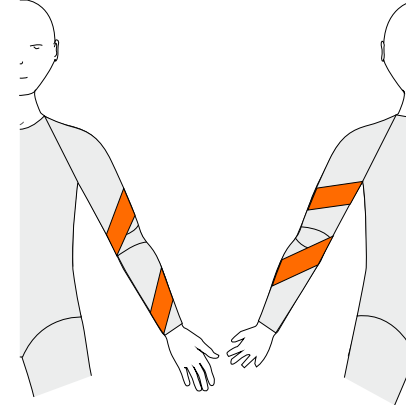
*Long Sleeve Only*



**AS-R**  
**Anterior**  
**Supination Right**

*To resist supination  
on right side*

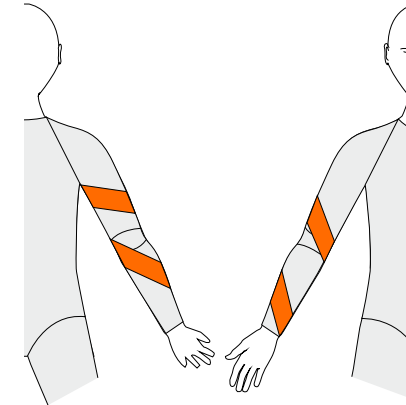
*Long Sleeve Only*



**PP-L**  
**Posterior**  
**Supination Left**

*To resist pronation  
on left side*

*Long Sleeve Only*



**PP-R**  
**Posterior**  
**Pronation Right**

*To resist pronation  
on right side*

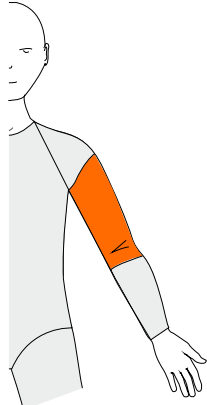
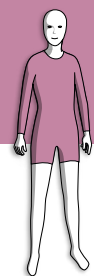
*Long Sleeve Only*

Three reinforcements are included in the price. If the box for Standard Panel is ticked this will count as one. Another two can be added. If Standard Panel is not ticked, three reinforcements can be chosen.

**CAMP**  
SCANDINAVIA

# 393 I2 Suit Reinforcements

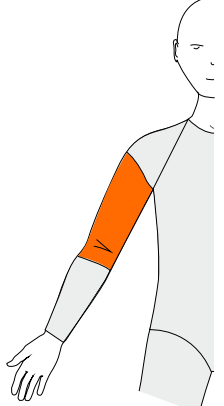
elements  
body



**AEP left**  
**Anterior Elbow**  
**Panel Left**

*To resist elbow hyperextension on left side*

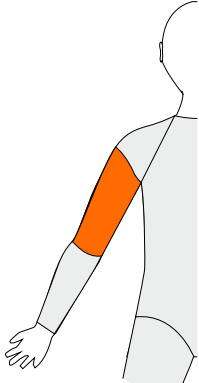
*Long Sleeve Only*



**AEP right**  
**Anterior Elbow**  
**Panel Right**

*To resist elbow hyperextension on right side*

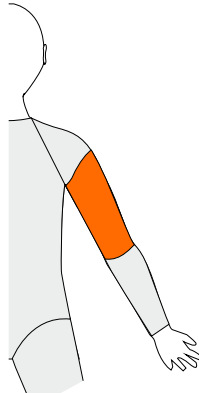
*Long Sleeve Only*



**PEP left**  
**Posterior Elbow**  
**Panel Left**

*To resist elbow flexion on left side*

*Long Sleeve Only*



**PEP right**  
**Posterior Elbow**  
**Panel Right**

*To resist elbow flexion on right side*

*Long Sleeve Only*

Three reinforcements are included in the price. If the box for Standard Panel is ticked this will count as one. Another two can be added. If Standard Panel is not ticked, three reinforcements can be chosen.